

Quantrom P2P Lending DAC – Monthly Report

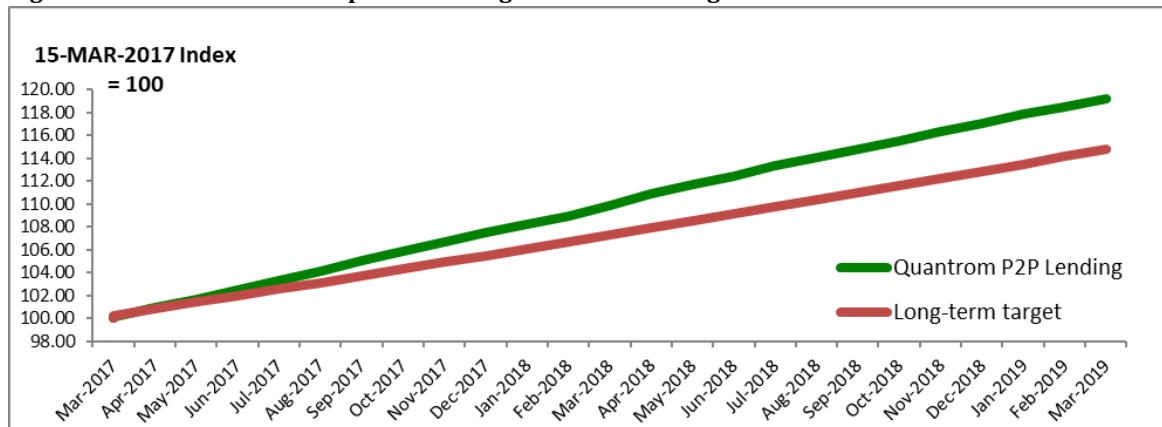
Quantrom P2P Lending DAC	Note price	EUR 1.191963
--------------------------	------------	---------------------

Year-on-Year returns

Period	Note Price	Note Price previous year *)	Year-on-Year Return
31 March 2019	1.1920	1.0990	8.46%

*) Share price until December 2018

Figure 1 Performance of share price and Long-Term Return Target



Annual returns

Period	Note Price *)	Return on Note	Monthly Return
April 2017 - March 2018	1.0990	9.90%	0.79%
April 2018 - March 2019	1.1920	8.46%	0.68%

*) Share price until December 2018

Monthly comments

In March, interest received was in line with expectation and the return for the month was 0.61% outperforming the long-term target with 0.05%-point.

Since inception, Quantrom P2P Lending has given a return of 19.20% and outperformed the Long-Term Return Target by 4.39%-points.

In March 2019 no provisions were taken.

Loans in default was 1.1% of the portfolio. Current loans were at the end of March at 80.3% of the portfolio an improvement of almost 5%-point.

Monthly returns

	J	F	M	A	M	J	J	A	S	O	N	D	Year
2017				0.92%	0.69%	0.87%	0.81%	0.76%	0.86%	0.82%	0.75%	0.76%	7.48%
2018	0.68%	0.73%	0.83%	0.87%	0.75%	0.72%	0.77%	0.64%	0.64%	0.66%	0.68%	0.64%	8.96%
2019	0.65%	0.52%	0.61%										1.78%

Monthly performance to long term target

	J	F	M	A	M	J	J	A	S	O	N	D	Average
2017				0.35%	0.13%	0.30%	0.24%	0.20%	0.30%	0.25%	0.18%	0.19%	0.24%
2018	0.11%	0.16%	0.26%	0.31%	0.18%	0.16%	0.20%	0.07%	0.07%	0.10%	0.12%	0.08%	0.15%
2019	0.08%	-0.05%	0.04%										0.03%

Portfolio

The portfolio at the end of March 2019 consisted of more than 7,500 loans. The weighted average interest rate on the portfolio was 11.54% with an average weighted maturity of 31 months.

The main exposure in value is still towards Car Loans and decreased to 61% of the value of the portfolio at the end of the month.

Exposure towards property loans is 20% of the value of the portfolio. At the end of March, personal loans represented 13%, while business loans were at 6% of the value of the portfolio.

Figures 2-12 provide more details on the composition of the loan portfolio.

Figure 2

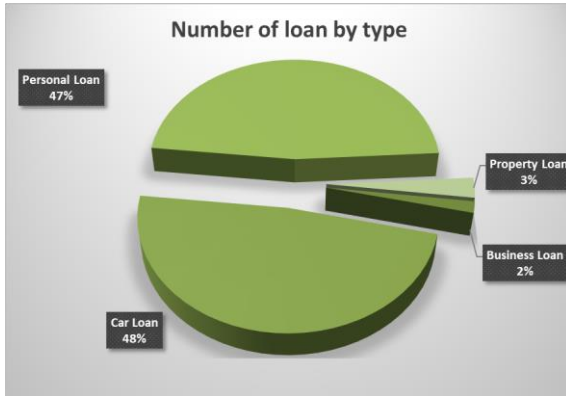


Figure 3

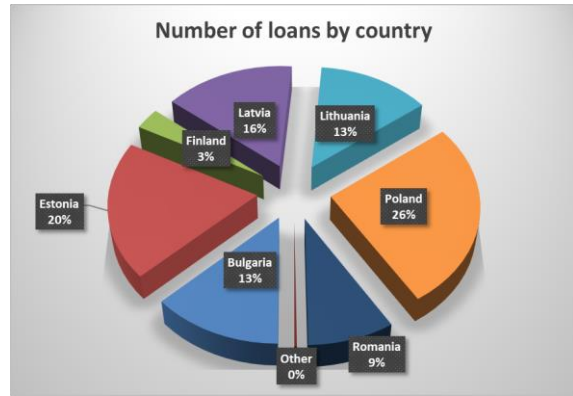


Figure 4



Figure 5



Figure 6

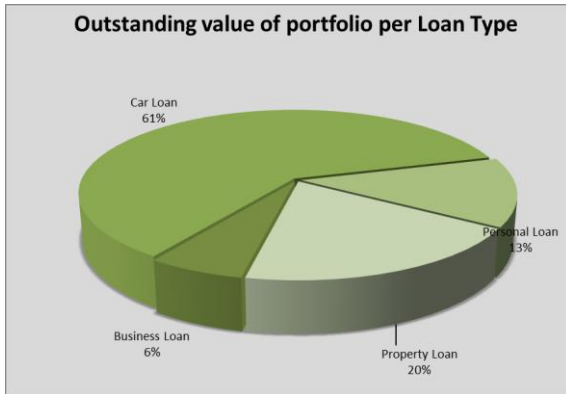


Figure 7

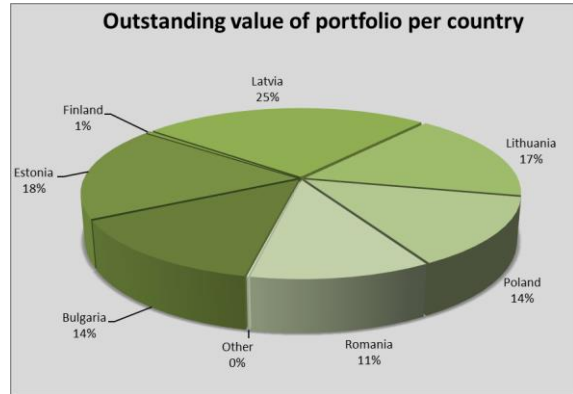


Figure 8

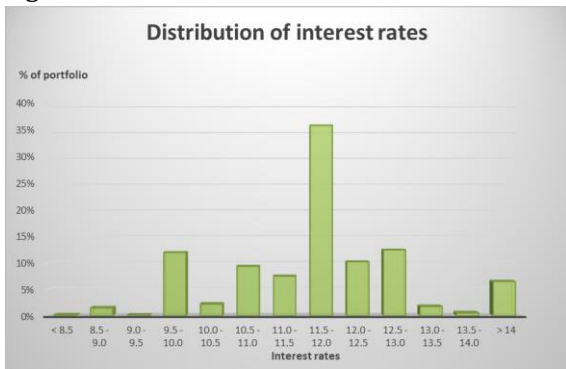


Figure 9

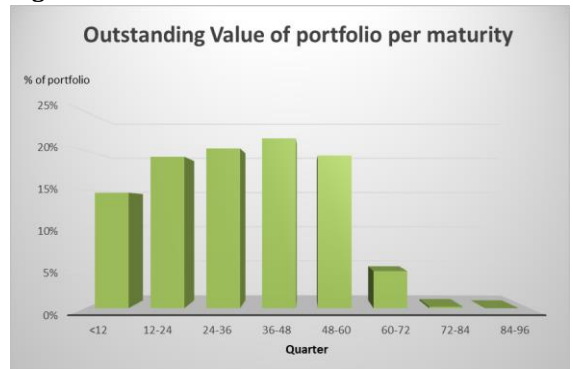


Figure 10

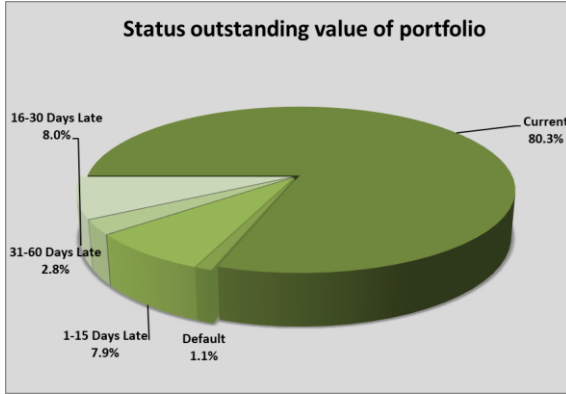


Figure 11

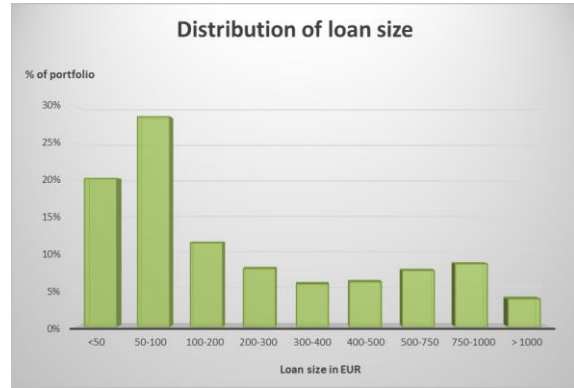


Figure 12

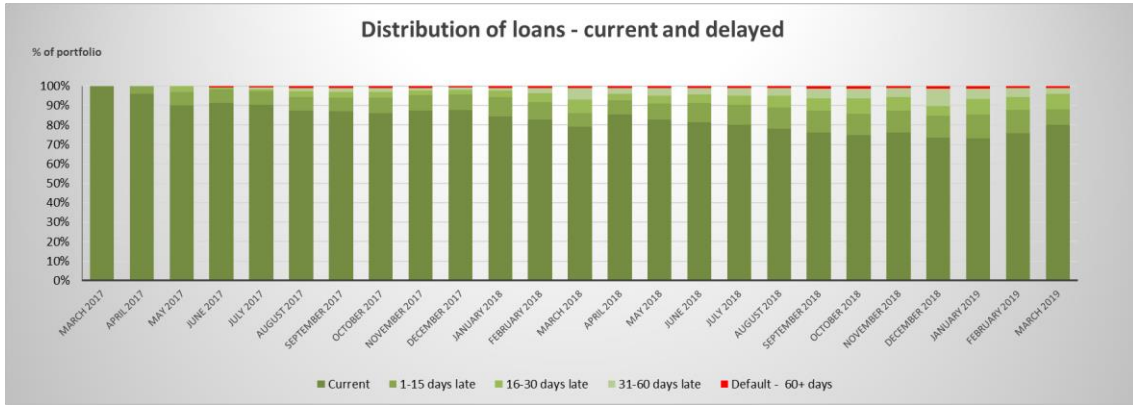
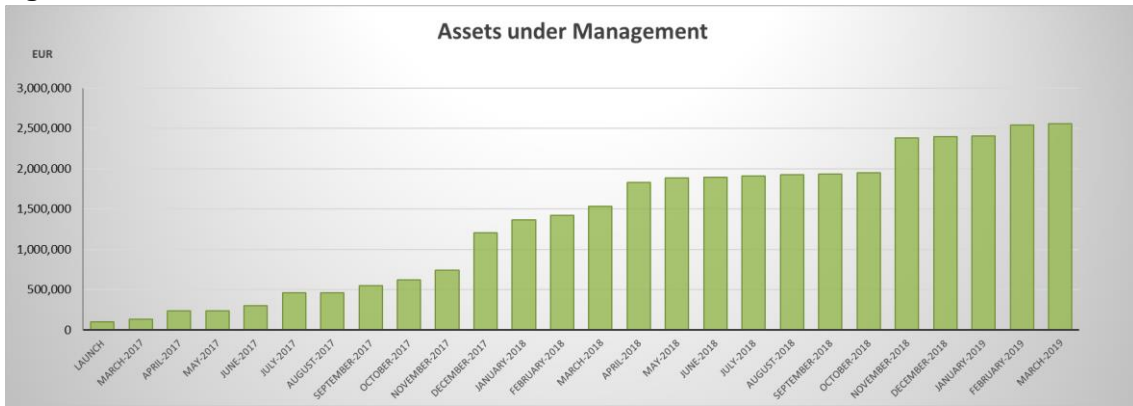


Figure 13



Quantrom Limited, Limerick
April 2019