

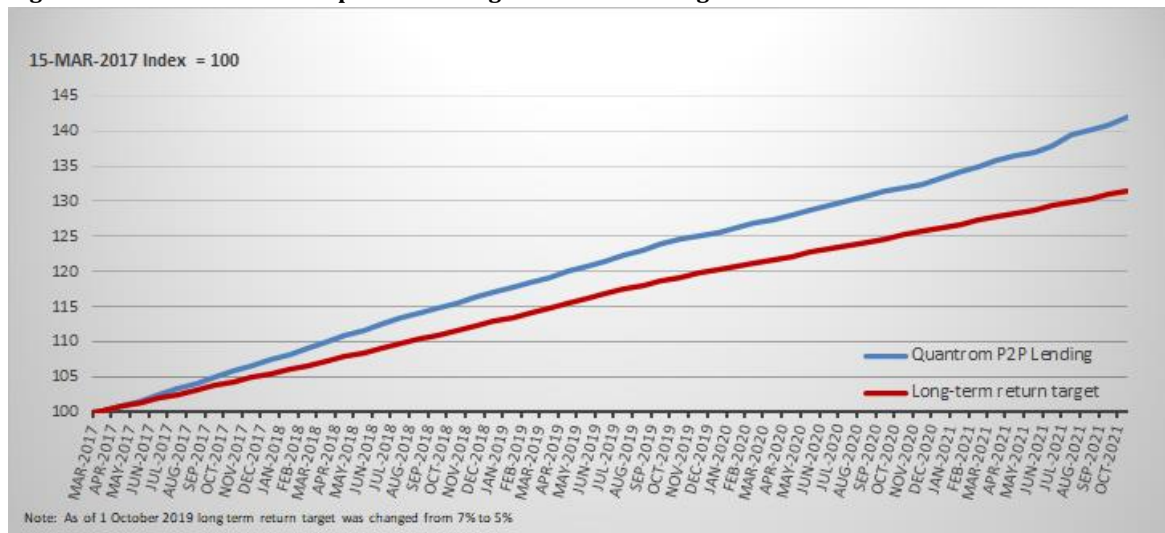
Quantrom P2P Lending DAC – Monthly Report

Quantrom P2P Lending DAC	Note price	1.418570
--------------------------	------------	-----------------

Year-on-Year returns

Period	Note Price	Note Price previous year	Year-on-Year Return
31 October 2021	1.418570	1.319066	7.54%

Figure 1 Performance of Note price and Long-Term Return Target



Annual returns

Period	Note Price *)	Return on Note	Monthly Return
Year 1: April 2017 - March 2018	1.0990	9.90%	0.79%
Year 2: April 2018 - March 2019	1.1920	8.46%	0.68%
Year 3: April 2019 - March 2020	1.2730	6.80%	0.55%
Year 4: April 2020 - March 2021	1.3574	6.64%	0.54%
Long term return target		5.00%	0.41%

*) Share price until December 2018

Monthly comments

Quantrom P2P Lending had a return in October of 0.65%, giving a year-on-year return of 7.54%.

Interest payments received in October were in line with our expectations.

Current loans decreased to 78.7% of the value of the portfolio. Loans delayed more than 60+ days increased slightly to 3.7% of the value of the portfolio.

Quantrom P2P Lending has not taken any provisions in October 2021. Reversals on previous provisions are starting to arrive and a small recovered amount has been recorded in the income statement in October.

All-in-all Quantrom P2P Lending has given a return of 41.85% and outperformed the long-term return target by more than 10.3%-points.

Monthly returns

	J	F	M	A	M	J	J	A	S	O	N	D	Total
2017				0.92%	0.69%	0.87%	0.81%	0.76%	0.86%	0.82%	0.75%	0.76%	7.48%
2018	0.68%	0.73%	0.83%	0.87%	0.75%	0.72%	0.77%	0.64%	0.64%	0.66%	0.68%	0.64%	8.96%
2019	0.65%	0.52%	0.61%	0.67%	0.67%	0.57%	0.63%	0.64%	0.67%	0.53%	0.45%	0.44%	7.26%
2020	0.47%	0.51%	0.35%	0.61%	0.47%	0.60%	0.54%	0.48%	0.55%	0.32%	0.39%	0.66%	6.12%
2021	0.60%	0.61%	0.61%	0.51%	0.37%	0.60%	1.21%	0.58%	0.50%	0.65%			6.42%

Monthly performance to long term target

	J	F	M	A	M	J	J	A	S	O	N	D	Total
2017				0.35%	0.13%	0.30%	0.24%	0.20%	0.30%	0.25%	0.18%	0.19%	2.15%
2018	0.11%	0.16%	0.26%	0.31%	0.18%	0.16%	0.20%	0.07%	0.07%	0.10%	0.12%	0.08%	1.82%
2019	0.08%	-0.05%	0.04%	0.10%	0.10%	0.01%	0.07%	0.08%	0.10%	0.12%	0.04%	0.03%	0.72%
2020	0.07%	0.10%	-0.06%	0.20%	0.06%	0.19%	0.13%	0.08%	0.15%	-0.09%	-0.01%	0.25%	1.06%
2021	0.19%	0.20%	0.21%	0.10%	-0.04%	0.19%	0.81%	0.17%	0.10%	0.24%			2.17%

Note: As of 1 October 2019 long term return target was changed from 7% to 5%.

Portfolio

The portfolio at the end of October 2021 consisted of more than 8,000 loans. The weighted average interest rate on the portfolio was 10.01% with an average weighted maturity of 33 months.

The main exposure in value is still towards car loans which represent 60% of the value of the portfolio at the end of the month. Exposure towards property loans is 22% of the value of the portfolio. At the end of October, personal loans were unchanged at 13%, while business loans with collateral in property increased to 5% of the value of the portfolio.

Investments in Germany now amount to 8% of the value of the portfolio, fully in loans with collateral in property.

Figures 2-12 provide more details on the composition of the loan portfolio.

Figure 2

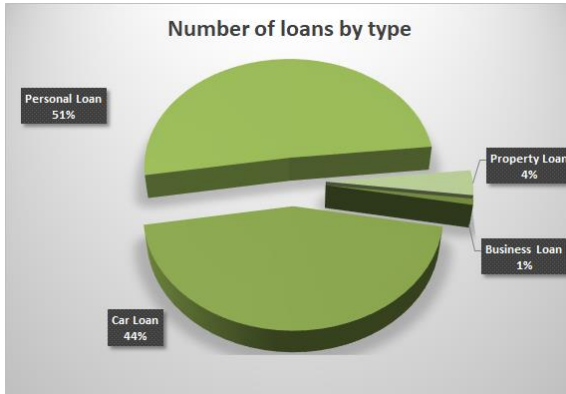


Figure 3

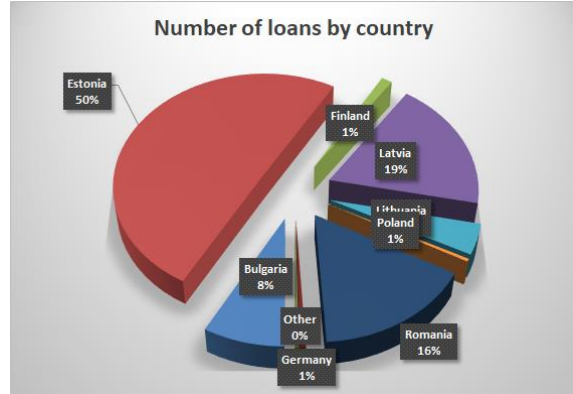


Figure 4

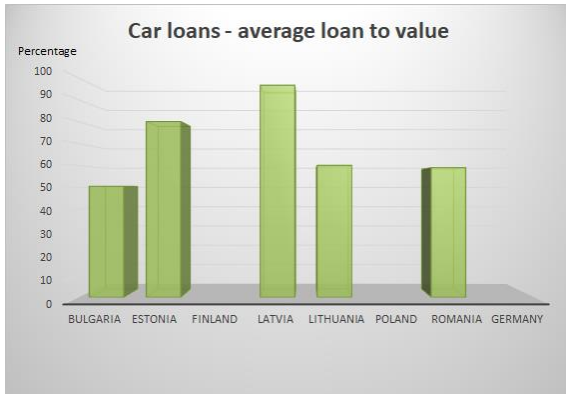


Figure 5



Figure 6

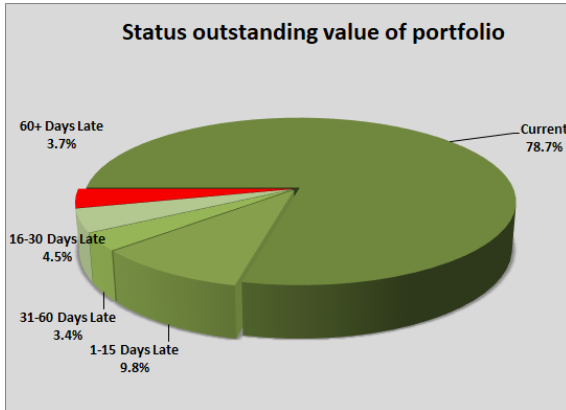


Figure 7

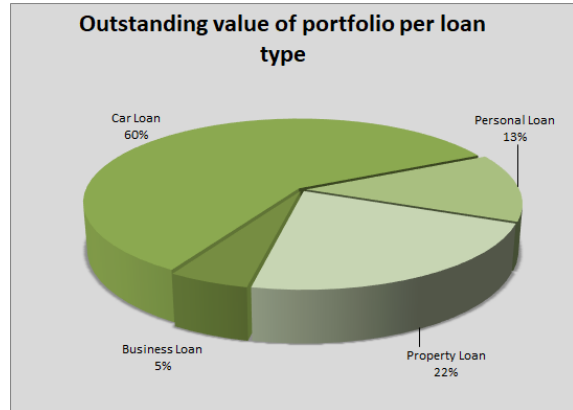


Figure 8

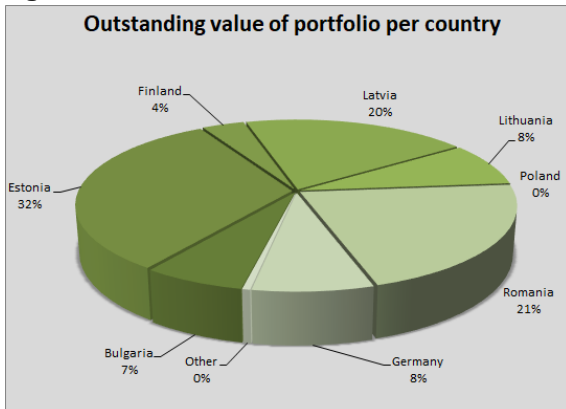


Figure 9

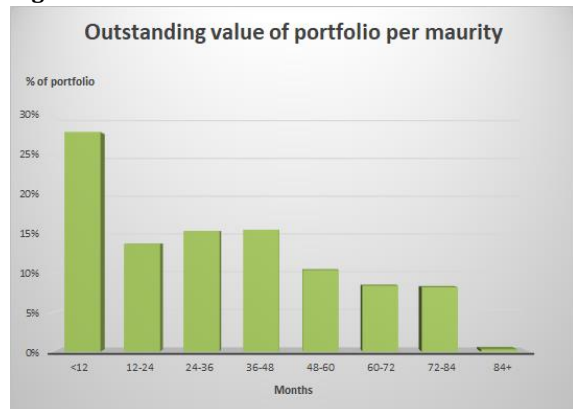


Figure 10

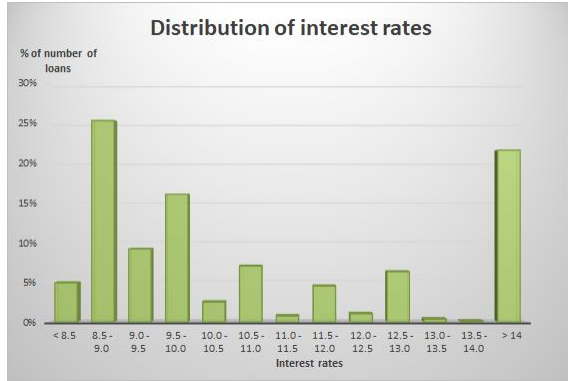


Figure 11

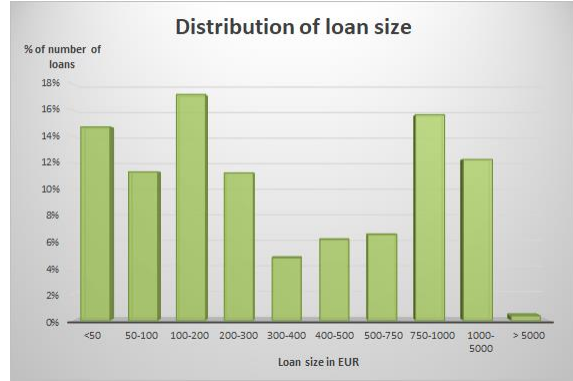


Figure 12

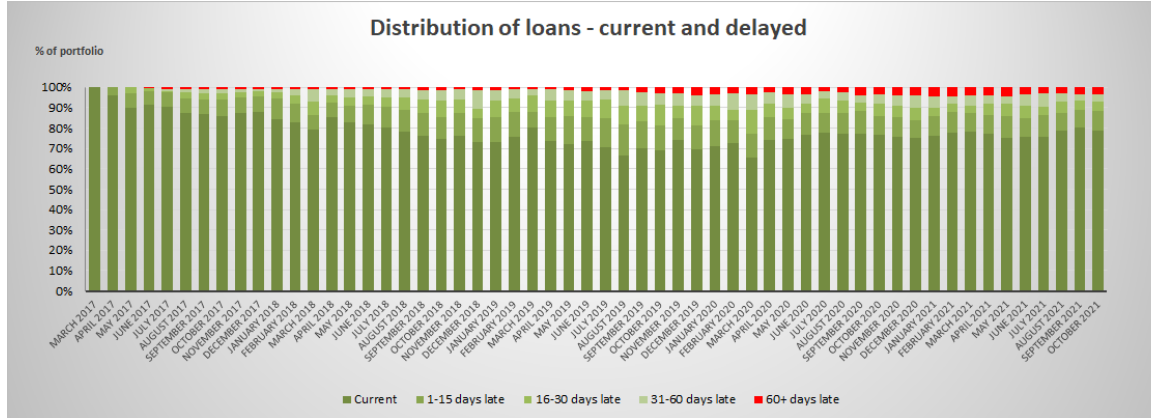


Figure 13



Quantrom Limited, Limerick
November 2021