

Friday, 1 April 2022

Quantrom P2P Lending – Monthly Report

As of 31 March 2022

Quantrom P2P Lending DAC

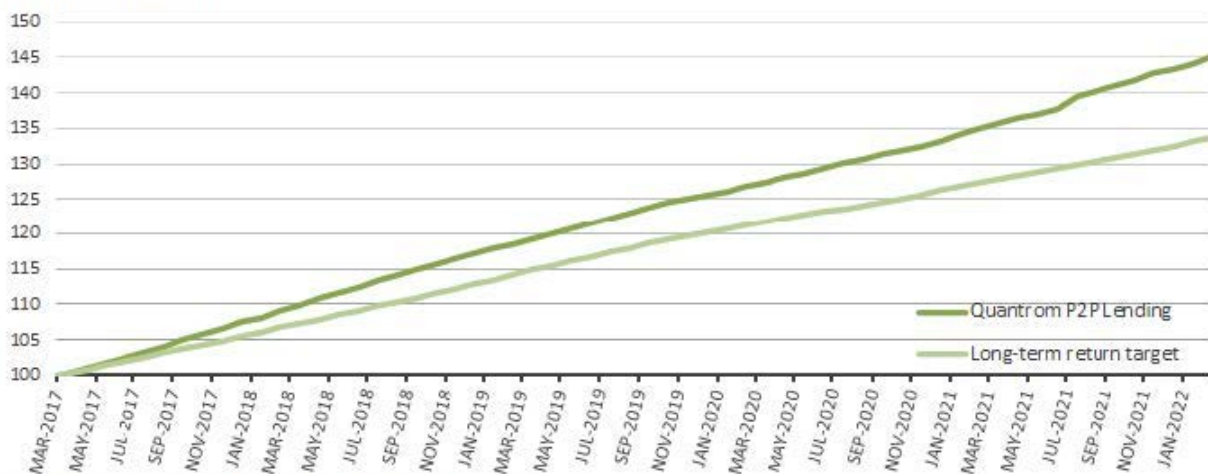
Note price

1.457823

Year-on-Year returns

Period	Note Price	Note Price previous year	Year-on-Year Return
31 March 2022	1.457823	1.357445	7.39%

15-MAR-2017 Index = 100



Note: As of 1 October 2019 long term return target was changed from 7% to 5%

Annual returns

Period	Note Price *)	Return on Note	Monthly Return
Year 1: April 2017 - March 2018	1.099000	9.90%	0.79%
Year 2: April 2018 - March 2019	1.191963	8.46%	0.68%
Year 3: April 2019 - March 2020	1.272975	6.80%	0.55%
Year 4: April 2020 - March 2021	1.357445	6.64%	0.54%
Year 5: April 2021 - March 2022	1.457823	7.39%	0.60%
Long term return target		5.00%	0.41%

*) Share price until December 2018

Monthly returns

	J	F	M	A	M	J	J	A	S	O	N	D	Total
2017				0.92%	0.69%	0.87%	0.81%	0.76%	0.86%	0.82%	0.75%	0.76%	7.48%
2018	0.68%	0.73%	0.83%	0.87%	0.75%	0.72%	0.77%	0.64%	0.64%	0.66%	0.68%	0.64%	8.96%
2019	0.65%	0.52%	0.61%	0.67%	0.67%	0.57%	0.63%	0.64%	0.67%	0.53%	0.45%	0.44%	7.26%
2020	0.47%	0.51%	0.35%	0.61%	0.47%	0.60%	0.54%	0.48%	0.55%	0.32%	0.39%	0.66%	6.12%
2021	0.60%	0.61%	0.61%	0.51%	0.37%	0.60%	1.21%	0.58%	0.50%	0.65%	0.60%	0.50%	7.60%
2022	0.49%	0.66%	0.49%										1.64%

Monthly performance to long term target

	J	F	M	A	M	J	J	A	S	O	N	D	Total
2017				0.35%	0.13%	0.30%	0.24%	0.20%	0.30%	0.25%	0.18%	0.19%	2.15%
2018	0.11%	0.16%	0.26%	0.31%	0.18%	0.16%	0.20%	0.07%	0.07%	0.10%	0.12%	0.08%	1.82%
2019	0.08%	-0.05%	0.04%	0.10%	0.10%	0.01%	0.07%	0.08%	0.10%	0.12%	0.04%	0.03%	0.72%
2020	0.07%	0.10%	-0.06%	0.20%	0.06%	0.19%	0.13%	0.08%	0.15%	-0.09%	-0.01%	0.25%	1.06%
2021	0.19%	0.20%	0.21%	0.10%	-0.04%	0.19%	0.81%	0.17%	0.10%	0.24%	0.20%	0.09%	2.46%
2022	0.08%	0.25%	0.08%										0.41%

Note: As of 1 October 2019 long term return target was changed from 7% to 5%

Monthly comments

Quantrom P2P Lending had a return in March of 0.49%, giving a year-on-year return of 7.39%.

Interest payments received in March were lower than expected and it is very likely that we have seen some indirect impact from the situation in Ukraine.

Current loans decreased by more than 6%-points to 76.1% of the value of the portfolio. Loans delayed more than 60+ days increased only slightly to 2.6% of the value of the portfolio.

Unfortunately, a number of juridical systems are still lacking behind after sCOVID-19. This is resulting in default cases not moving forward as well as cases where court orders are not being executed in a timely fashion.

In March Quantrom P2P Lending took provisions on a number of property loans equal to 0.12%-point of the value of the portfolio.

All-in-all Quantrom P2P Lending has given a return of 45.8% and outperformed the long-term return target by more than 11.5%-points.

Portfolio

The portfolio at the end of March 2022 consisted of more than 10,600 loans. The weighted average interest rate on the portfolio was 9.65% with an average weighted maturity of 31 months.

The main exposure in value is still towards car loans which represent 47% of the value of the portfolio at the end of the month. Exposure to property loans was increased to 32% of the value of the portfolio. At the end of March, personal loans increased to 21%, while business loans with collateral in property were 4% of the value of the portfolio.

Figures 1-12 provide more details on the composition of the loan portfolio.

Figure 1

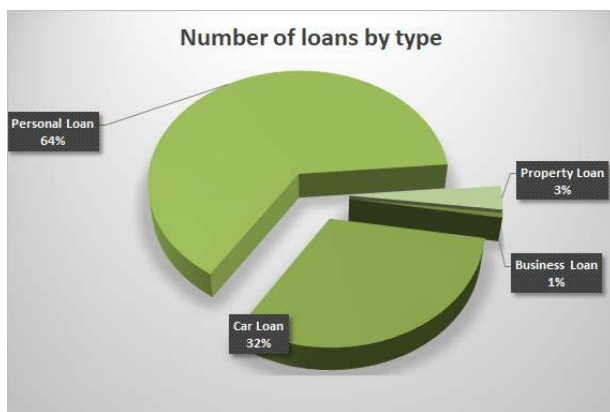


Figure 2

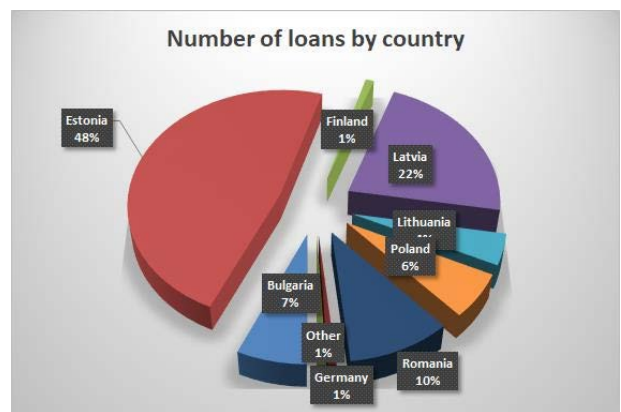


Figure 3

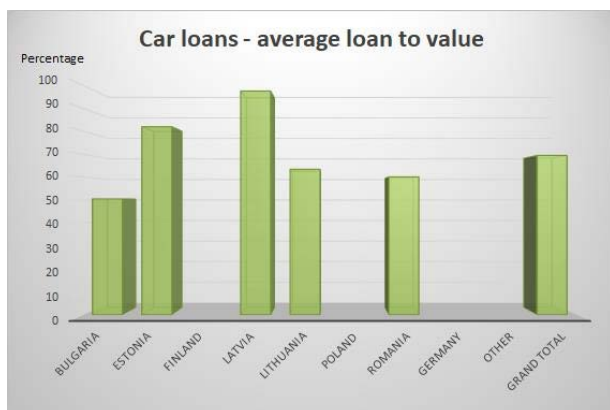


Figure 4



Figure 5

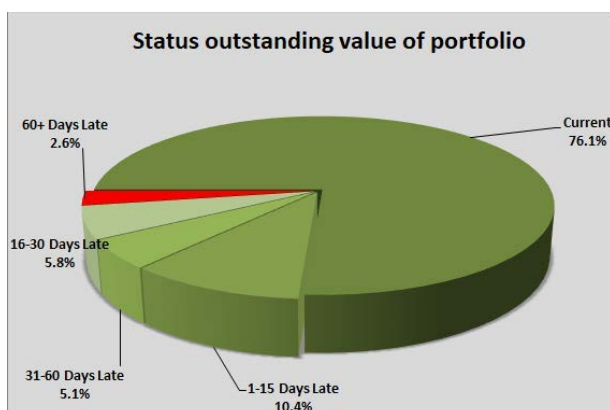


Figure 6

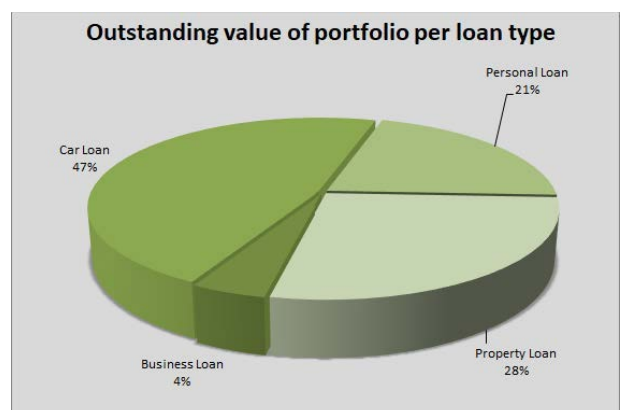


Figure 7

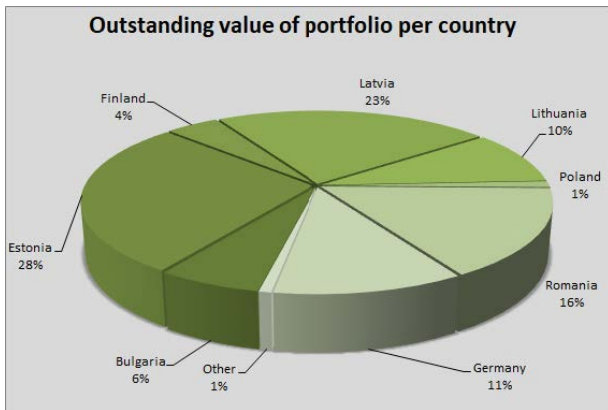


Figure 8

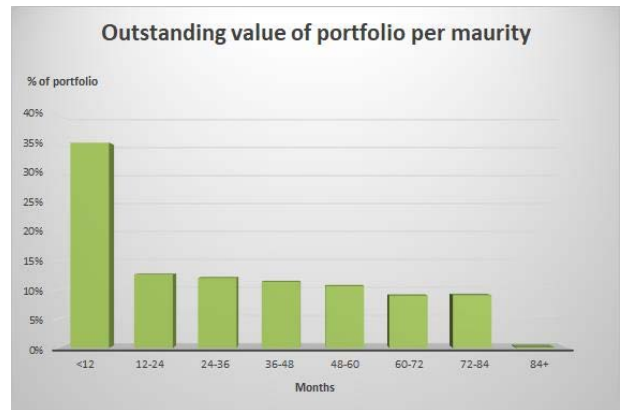


Figure 9

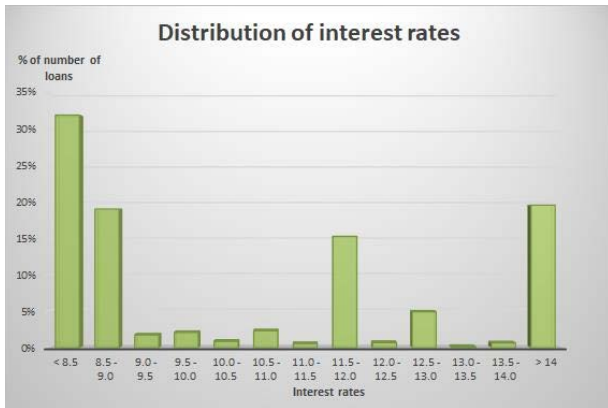


Figure 10

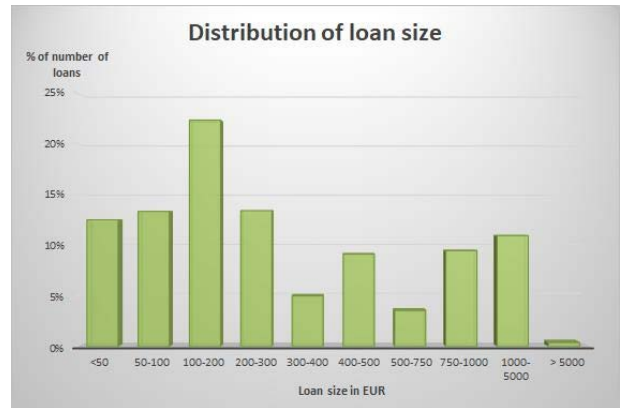


Figure 11

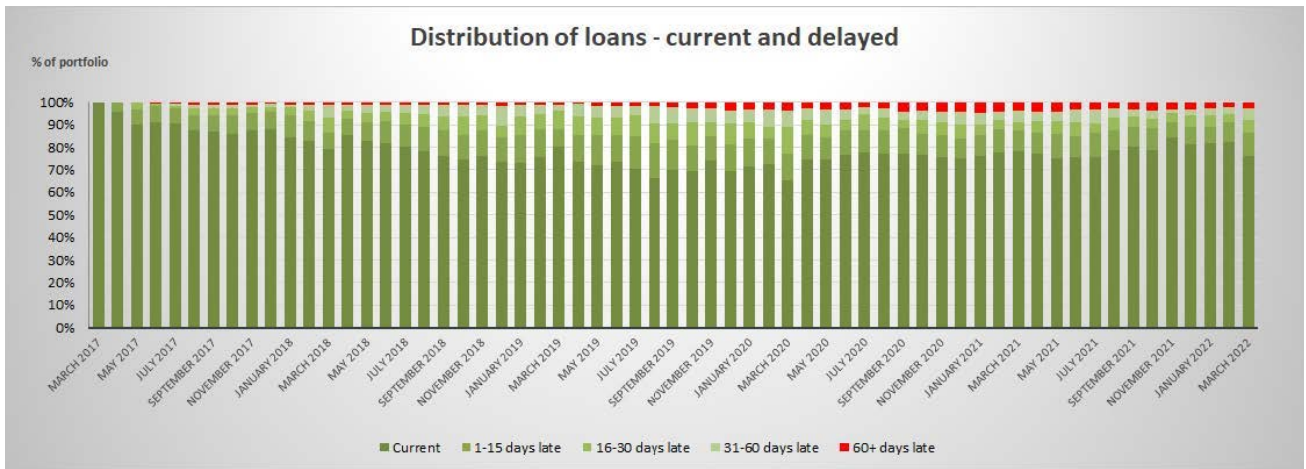


Figure 12

